

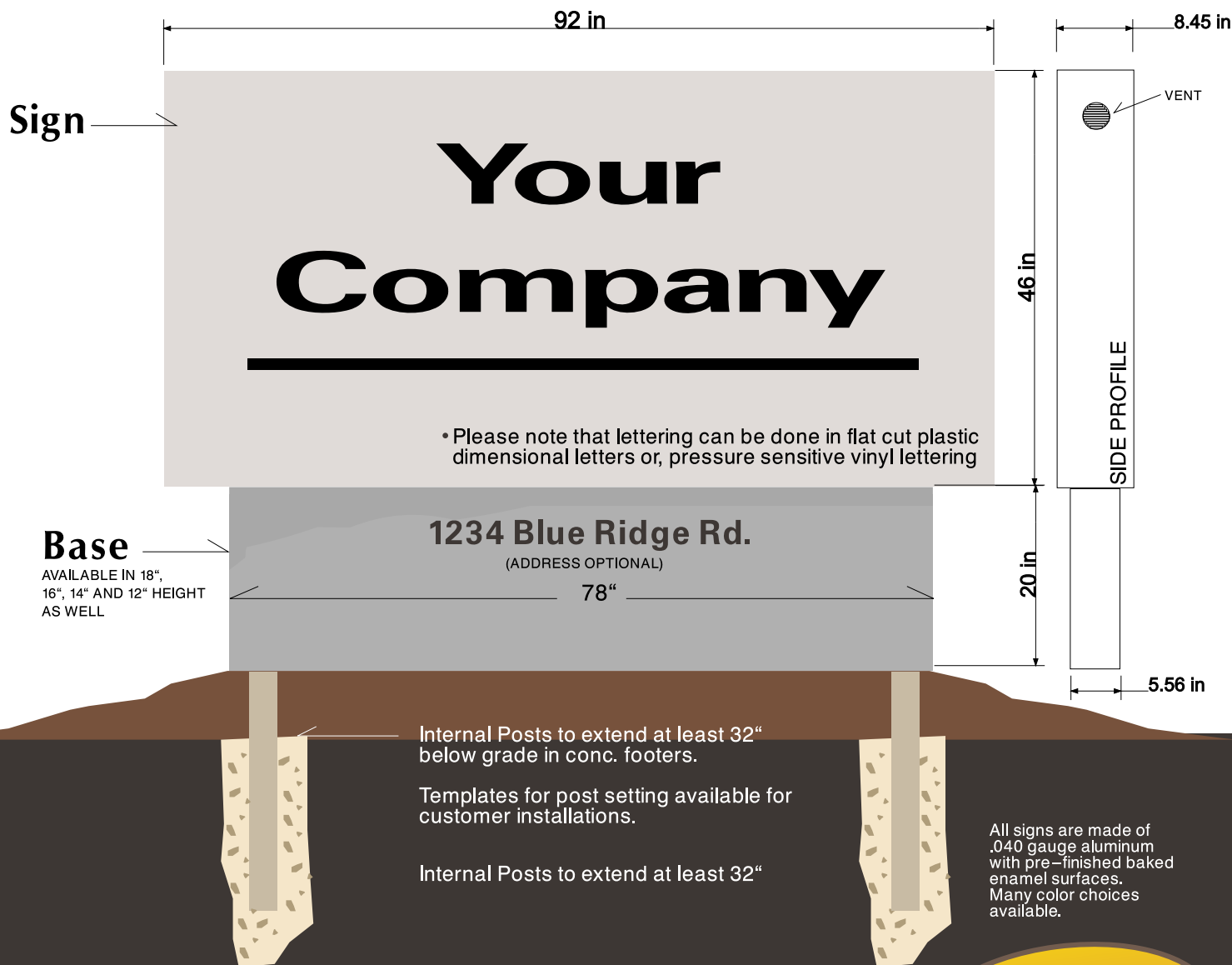


EasySign^{Express}

"The best quality signs made fast & easy"

Easy-Set™ Monument #101

Non-Illuminated Aluminum Sign Cabinet, over top of light weight treated wood Frame
Note: Sign is built separate from posts for ease of installation.
Sign comes fully assembled and ready for installation.



Signs are available in these sizes; 46" x 92"
42" x 72"
36" x 60"



Receive more product information at www.essigngroup.com e-mail: sales@essigngroup.com

(330) 405-4799

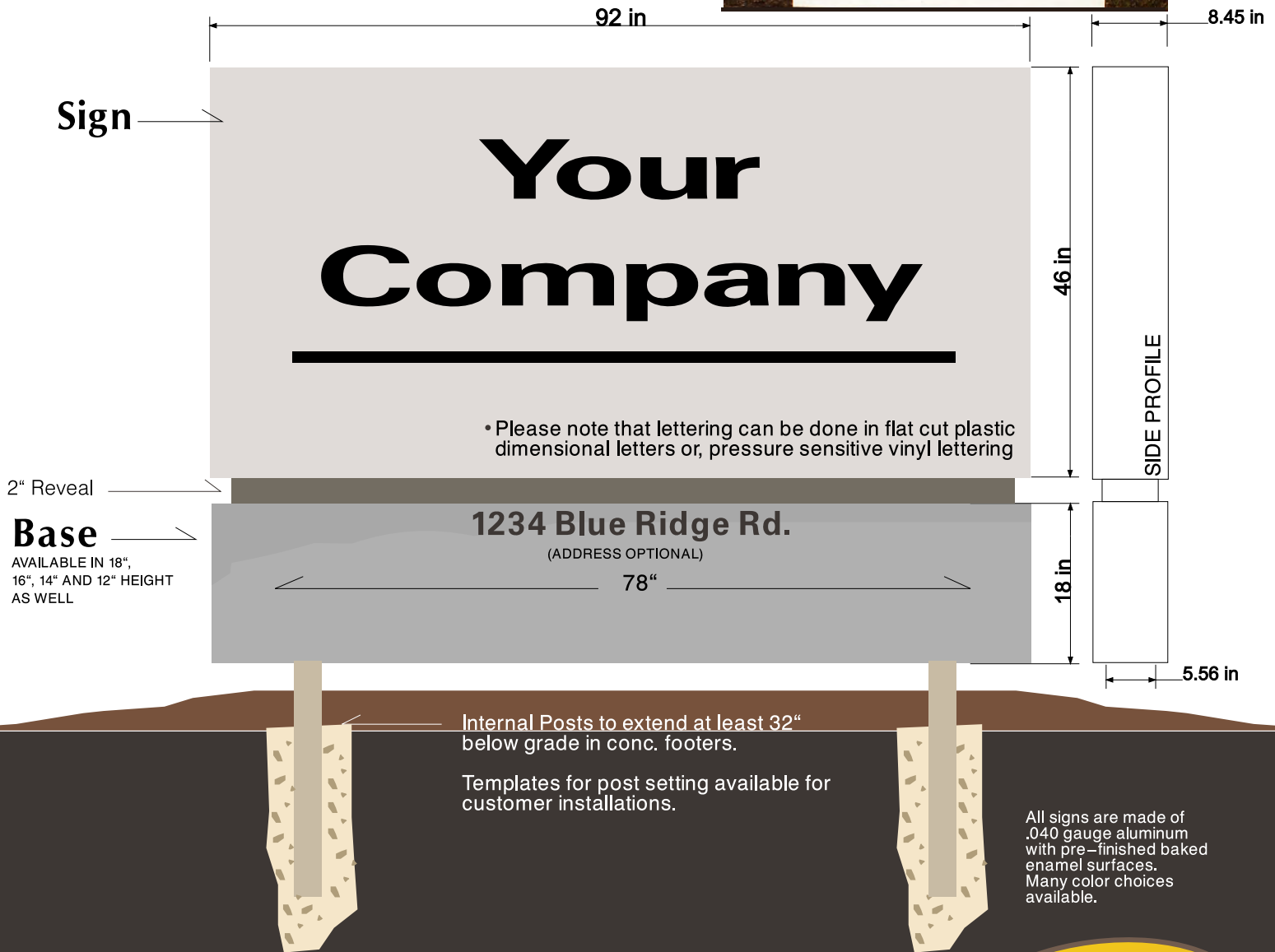


EasySign^{Express}

"The best quality signs made fast & easy"

Easy-Set™ Monument #102

Non-Illuminated Aluminum Sign Cabinet, over top of light weight treated wood Frame
Note: Sign is built separate from posts for ease of installation.
Sign comes fully assembled and ready for installation.



All signs are made of .040 gauge aluminum with pre-finished baked enamel surfaces. Many color choices available.

Signs are available in these sizes; 46" x 92"
42" x 72"
36" x 60"



Receive more product information at www.essigngroup.com e-mail: sales@essigngroup.com

(330) 405-4799

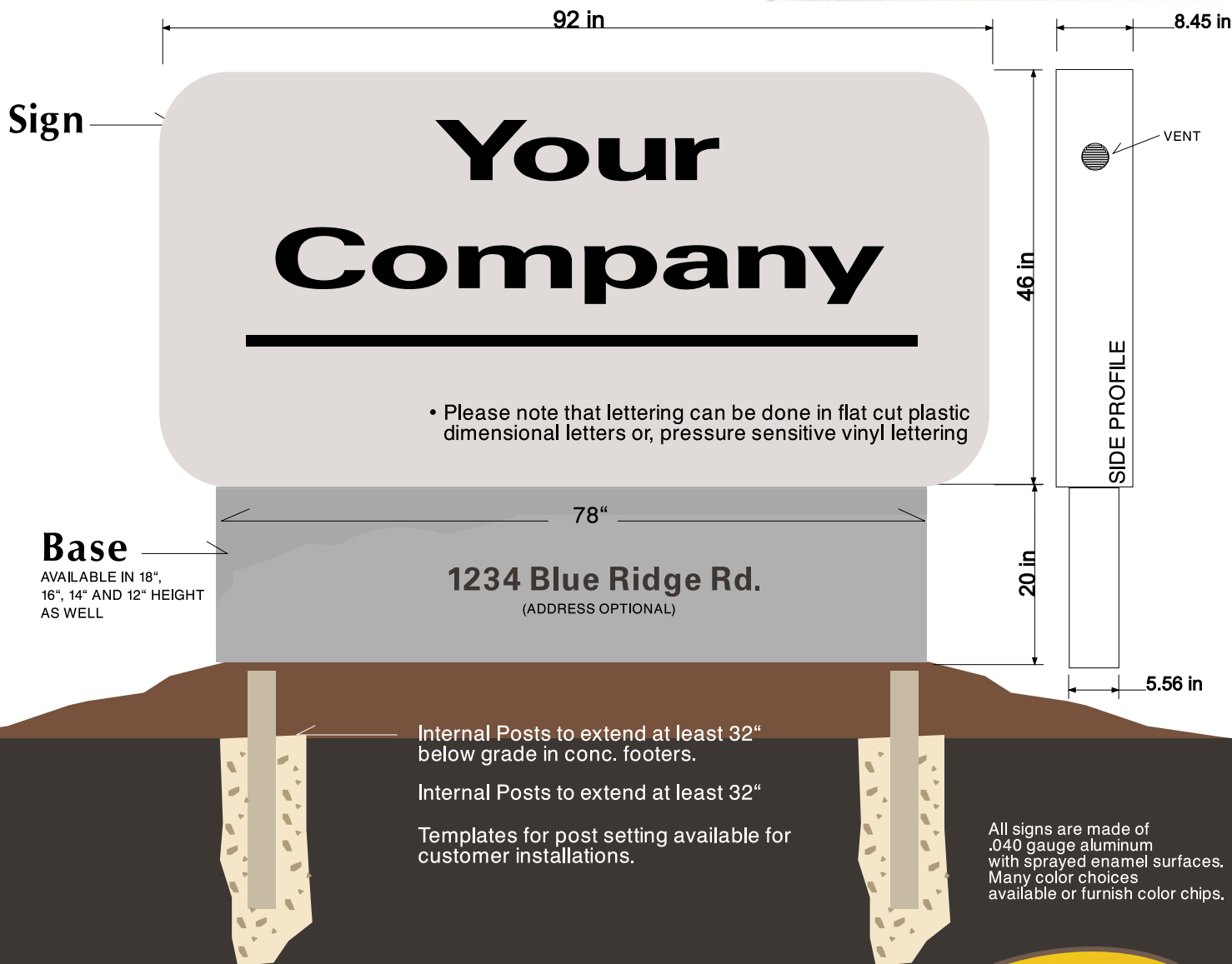


EasySign^{Express}

"The best quality signs made fast & easy"

Easy-Set™ Monument #103

Non-Illuminated Aluminum Sign Cabinet, over top of light weight treated wood Frame
Note: Sign is built separate from posts for ease of installation.
Sign comes fully assembled and ready for installation.



Signs are available in these sizes; 46" x 92"
42" x 72"
36" x 60"



Receive more product information at www.essigngroup.com e-mail: sales@essigngroup.com

(330) 405-4799

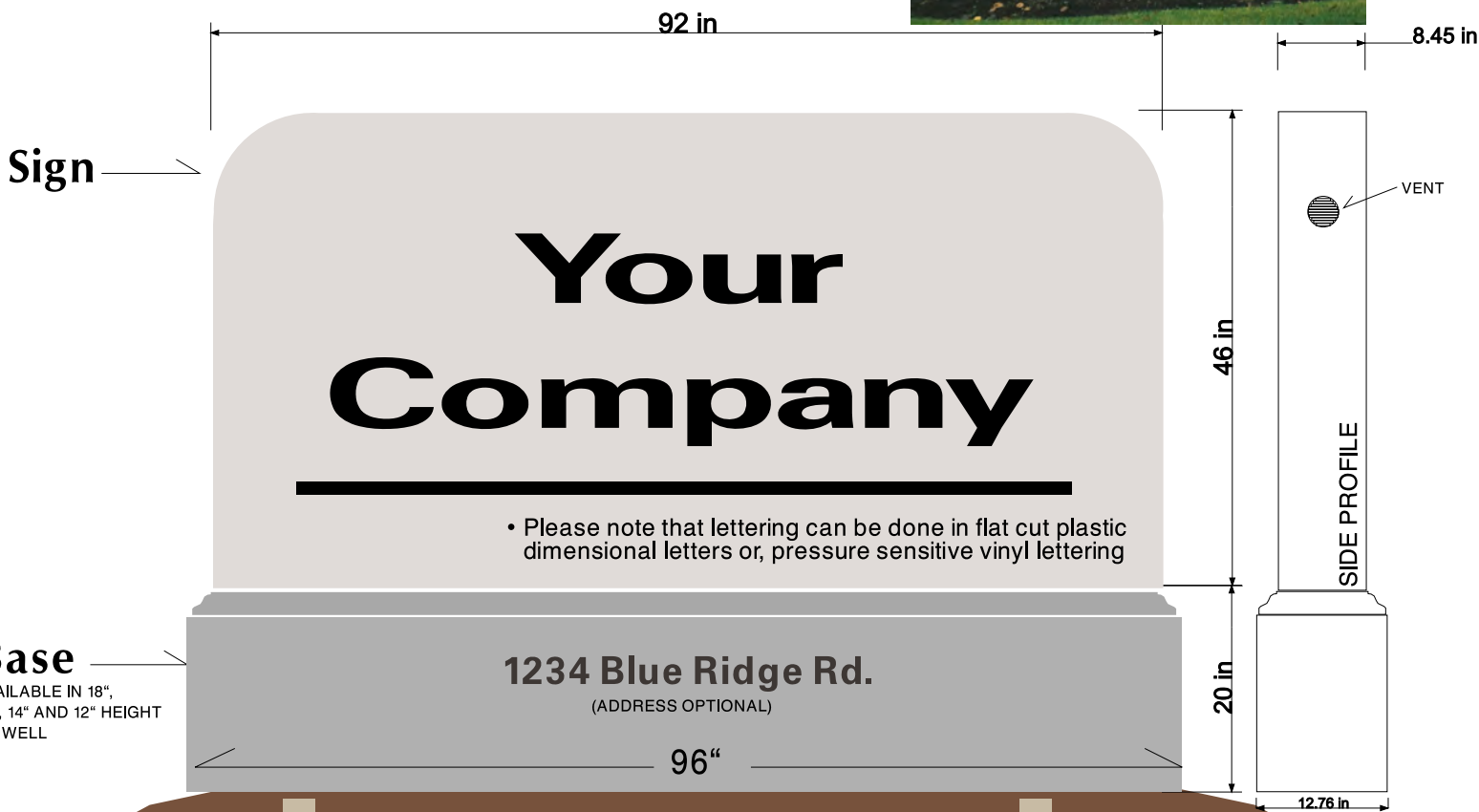


EasySign^{Express}

"The best quality signs made fast & easy"

Easy-Set™ Monument #104

Non-Illuminated Aluminum Sign Cabinet, over top of light weight treated wood Frame
Note: Sign is built separate from posts for ease of installation.
Sign comes fully assembled and ready for installation.



AVAILABLE IN 18", 16", 14" AND 12" HEIGHT AS WELL

Internal Posts to extend at least 32" below grade in conc. footers

Templates for post setting available for customer installations

Internal Posts to extend at least 32"

All signs are made of .040 gauge aluminum with sprayed enamel surfaces. Many color choices available or furnish color chips.

Signs are available in these sizes; 46" x 92"

42" x 72"

36" x 60"

Exclusive Standard Products

Receive more product information at www.essigngroup.com e-mail: sales@essigngroup.com

(330) 405-4799